



Assembly Instructions

York Planter

Code: 00512

v2




(W x D x H) 1.80m x 0.40m x 1.65m



ONLINE ASSEMBLY VIDEO AVAILABLE

Please scan the QR code or visit zestoutdoorlivingsupport.co.uk



PLEASE KEEP THESE INSTRUCTIONS



Every Zest product is unique because each piece of timber has its own distinctive, natural features.

Zest sources all of its timber from responsibly-managed forests and everything it designs and produces meets the highest standards of sustainability. Zest ensures that all timber and timber-related products are certified to Forestry Stewardship Council (FSC®).

This is vital not only for the health of the planet, but also shows Zest's commitment to the environment and to responsible sourcing. Timber is a natural material and, as such, will fit beautifully within any outdoor space. This also means that all Zest pieces are unique because every piece of timber has its own distinctive features.



Natural and Unique...

Changes in temperature and humidity will cause expansion and contraction so Zest products need time to adjust to where the owners live. A few splits or cracks are part of the maturing process and will not affect strength or durability. Knots embedded in the wood are natural and tell the story of the tree which made them. Customers may notice variations in colour but, once out in the garden and exposed to the sun, colour and shading will even out.

Most Zest products are pressure treated which protects the timber from rot and means customers will be able to enjoy the products in their garden for many years.

Fresh pressure treatment sometimes leads to a small amount of green-spotting on the surface of new timber as the natural salt leaves the wood. This will fade away over time and is in no way detrimental to quality or durability.


Splits and cracks occur naturally in the timber grain due to changing temperatures and humidity levels. They are not usually a cause for concern as they don't affect the strength or durability of the product. If however, a 2p coin can fit into the split or crack there may be an issue so it should be reported to the retailer in writing with photographic evidence.

The benefits of slow grown timber

“ Slow grown timber from Eastern Europe is ideal for timber garden furniture. It produces a stronger grain in the wood giving it more durability and is said to be as strong as some hard woods. ”



Normal splits are characteristics of timber.



Knots are characteristics of timber.



Sun Bleaching & Green Spotting are not causes for concern and they will fade over time when items are placed outdoors.



Should you find a large split or dead knot, please email a photo to your retailer for investigation.

York Planter Assembly Instructions

Requires 2 Person assembly


Tools required: Corded / cordless drill, 3mm Drill bit, Pozi- drive bit / Screwdriver.

(All screw holes to be pre-drilled)

Please take a few moments to check all pack contents listed



York Planter Pack List			
Code	Item	Description	Quantity
09224	A	Front Panel	1
09225	B	Side Panel	2
09226	C	Back Panel	1
09227	D	Base Panel	1

10456- York Planter Fixings List		
Item	Description	Quantity
1	50mm Screws	6
2	90mm Screws	8





This product is made from pressure-treated timber. It should not be painted or coated with any other treatment until at least 6 months after purchase

1




Locate Side Panels (B) into slots in Front Panel (A). Fix in position using 4x 90mm screws.

2



Locate Back Panel (C) onto side panels (B) and fix in position using 4x 90mm screws.

3



Position Base Panel (D) as shown and fix through battens using 6x 50mm screws.



Your York Planter is now complete.